

St John's Primary Long Term Plans 2018-19

Nursery

Throughout the year the children in the Nursery will have constant access to a large number of creative activities. These will be a mixture of teacher and child initiated tasks and cover the areas of the foundation art curriculum.



Drawing

Mark making, discovering tools which make marks and how to hold a wide range of mark making tools correctly. Exploring mark making in a wide variety of medium. Using tummy time to build up muscles needed for writing. Using fine motor skills to draw a range of lines to represent shapes and objects. Children talking about their drawings and explaining how they have made their images.

Painting

Exploring colour mixing with ready mix, powder paint, inks. Exploring mark making with a variety of tools. Mixing shades and tones. Painting various abstract, observational and imaginative paintings. Using small and gross motor skills to paint circles – Use Kandinsky's circles. Large scale and small scale artwork – individually and as groups and pairs.

Collage

Explore a wide range of collage during free flow and directed activities. Building on fine motor skills to use a selection of collage tools – scissors, glue spreaders, glue sticks. Building up strength in fingers by tearing. Using talk to discuss their images. Creating collages inspired by Kandinsky tree.

St John's Primary Long Term Plans 2018-19

Printing

Explore a wide range of printing during free Flow and directed activities. Children will complete a reflection monoprint within the nursery. – Butterfly or Autumn leaves prints. Printing from shaving foam. Pulling string from the paper printing and throwing objects such as balls at paper to print.

3D Sculpture

Working with play dough and clay to create models creatively, build up strength in wrists and fingers in preparation for writing. To use other materials with the clay and dough to enhance their models. To use junk to make a wide range of models. To use construction kits to build a wide variety of models and devises.



St John's Primary Long Term Plans 2018-19

Reception

Throughout the year the children in the Nursery will have constant access to a large number of creative activities. These will be a mixture of teacher and child initiated tasks and cover the areas of the foundation art curriculum.

Drawing

Creating more representation images using a wide range of marks and mark making mediums. Building on grip and control of a variety of tools. Using a mixture of observational and free drawing focusses.

Painting

Identifying and painting with the primary colours. Exploring mixed media with paint and free colour mixing. Painting with a variety of tools building on gross and fine motor skills. Exploring hot and cold colours – Winter colours painting collage.



Collage

Continue to explore a wide range of collage during free Flow and during directed creating simple images using shapes.

Printing

Continue to explore printing in free flow and within directed tasks print using a wide range of manmade and natural materials. Using Clay the children will make a push pot and decorate it. They will find out about clays origins and uses. Continue to build with junk and construction kits. Copying models and creating their own models.






St John's Primary Long Term Plans 2018-19

Year 1		
Autumn Term	Spring Term	Summer Term
<p>Drawing – The children will exploring line and marks. Looking for and identifying line in artwork, (Boats on the Sea by Vincent Van Gogh), then using this knowledge to expand their use of lines in drawing.</p> <p>They will explore how to draw texture using both pencil and ready mix paint and draw single objects (toys/soft toys) with consideration of shape, space, line and texture.</p> <p>They will recreate their drawings using paint – showing how to show texture in their paintings by varying the thickness of the paint and brush marks.</p> <p>They will create self-portraits thinking of proportion, feature placement and scale. They will look at a range of portraits by artists and discuss their likes and dislikes. The Mona Lisa by Da Vinci, American Gothic by Grant Wood, Julian Opie. The children will also be constantly be evaluating their</p>	<p>Printing – The children will look at a range of repeating patterns made by printing – Wall paper etc.</p> <p>Then they will create a repeating pattern using a range of manmade and natural objects.</p> <p>They will print with ready mix paint overlaying another print onto the top of their repeating pattern using a secondary colour.</p> <p>Painting – The children will explore missing the primary colours into the secondary colours.</p> <p>They will look at mixing shades of colours by adding white and black into a colour.</p> <p>They will be selecting the appropriate brushes for the job and equipment to complete their</p>	<p>3d/sculpture - Natural sculpture. They will look at the artwork of natural sculptures giving their opinions and thoughts on the work.</p> <p>The children will create sculptures using a range of natural materials.</p>

St John's Primary Long Term Plans 2018-19

<p>work and each other's work. The children will make a mixed media picture drawing on a variety of surfaces to explore mark making on a variety of surfaces. The children will choose to use either hot or cold colours on their image.</p> <p>Poetry inspired by art. The Starry Night by Van Gogh. The children will look at this painting and discuss. They will complete their own picture inspired by the work. They will make up the city/town in the image using images of Liverpool and their own homes. They will complete poems inspired by their pictures, which will be typed up in ICT.</p>	<p>paintings. The children will convert their sketches of toys and soft toys into paints using the brush marks to show shape and texture.</p> <p>They will mix the colours they need using ready mix paints. They will then use their paint colour mixing skills the children will then complete an observational painting of flowers. Looking at the work of Georgia O'Keefe for inspiration.</p> <p>The children will look at the artwork used in the children's book Giraffes Can't Dance. They will use the style of the artist to complete their own dancing giraffe, or other animal, picture.</p>	
----------------------------------------------------------------------------------------------------------------------------------------------------------------------------------------------------------------------------------------------------------------------------------------------------------------------------------------------------------------------------------------------------------------------------------------------------------------------------------------------------------------------------------------------------------------------------------------------------------------------	----------------------------------------------------------------------------------------------------------------------------------------------------------------------------------------------------------------------------------------------------------------------------------------------------------------------------------------------------------------------------------------------------------------------------------------------------------------------------------------------------------------------------------------------------------------------------------------------------------	--

St John's Primary Long Term Plans 2018-19

Year 2		
Autumn Term	Spring Term	Summer Term
 <p>Drawing – The children will be using a variety of line, thick thin, pen pencil etc. to create patterns.</p> <p>They will be looking at strong line pattern art and creating their own in the style of Bridget Riley.</p> <p>They will look at doodles and using a variety of pens, pencils and charcoal etc. they will create their own.</p> <p>They will start in the centre and work out using a wide variety lines. The children will look at observational drawings of natural objects by other artists and discuss what they can see, the</p>  <p>of</p>	<p>Collage – The children will use various textured and patterned papers to create collages of owls.</p>	<p>Printing. – Investigating printing from a surface. The children will draw into an inked board to create a pattern/image. This will be then transferred by pressing paper onto the board.</p> <p>3d/Sculpture - The children will research, design and create coil clay pots using snail</p> 

St John's Primary Long Term Plans 2018-19

lines made and how shapes and textures are created.

They will then draw their own natural objects using a range of medium, looking closely at the close details, shapes, line, proportion and textures.



Painting Exploring colour by mixing different tones of colours – a wide range of oranges, purples, greens etc. Mixing Brown by combining the three primary colours.

The children will then use their mixing skills to colour matching to part picture by the Paul Horton.

will look at work and discuss likes, dislikes and uses. They will look at creating in paint to make image using monochrome colours black on white or white on black.



of a artist They Paul's their colour also texture an

will also look at the artwork of Michael Keck, know fir his collage work.






During this module the children

swirls and loops to embellish their designs.

Textiles – to be completed in DT.

St John's Primary Long Term Plans 2018-19

Year 3		
Autumn Term	Spring Term	Summer Term
 <p>Drawing- The children will be focussing on looking closely at objects.</p> <p>They will look at Picasso's upside down man and draw him by looking closely at the shapes rather than the image of the man. This is to encourage them to look at shapes rather than drawing what they think the object should look like.</p> <p>They will then draw individual 3d shapes. Focusing on the shapes and basic details of the objects.</p> 	<p>Printing- Investigate wallpaper patterns and design their own simple wall paper. Building on knowledge of year 1. The children will look at a variety of wallpapers, including the art designs of William Morris.</p>  <p>They will then make their own printing block. Children will use card and press print foam to make a simple printing block. They will then print their block in a repeating pattern. Linked back to Year 1.</p> <p>The children will print using paper towels, which have been scrunched up and over laid to complete a random pattern. This will lead to discussion on random patterns and question them on how they can make more uniform patterns – by using hard objects, making a</p>	<p>3D – Egyptian masks. The children will look at a selection of Egyptian masks. They will discuss the designs and history of the masks. They will design their own mask then make an Egyptian masks.</p> <p>Textiles – to be completed in DT.</p>

St John's Primary Long Term Plans 2018-19

They will next draw collections of 3d shapes, e.g. bottles. They will have to look at the scale and proportions of the objects in relation to each other. Finally they will draw St Johns Church or other Liverpool buildings, using the skills they have learnt about shape and proportion etc. During this drawing they will be introduced to cross hatching using a variety of drawing mediums.

Painting The children will be explore colour mixing to make as many colours as possible using ready mix paint, powder paint and watercolour.



They will also identify complimentary colours and look at how water effects the paint.

They will discuss how to make strong colours and pale colours and then the children will make a



printing block using card, string and print foam.

Collage – The children will look at mosaic designs from both the Roman period and modern artists. They will design their own mosaic tiles work linked into Roman topic. They will need to use grout to stick their tiles and fill in the spaces between.

St John's Primary Long Term Plans 2018-19

colourful painting using as many different colours as possible.

The children will look at then investigate earth tones. They will make these colours using a powder paint and ready mix paint.

They will then look at cave paintings, linked to the



history topic. They will discuss design, colours, marks and techniques. The children will then use their earth coloured paint to paint cave paintings.



They will use sticks, fingers and various tools to create their images on crinkles brown papers (to mimic rocks.)

St John's Primary Long Term Plans 2018-19

Year 4		
Autumn Term	Spring Term	Summer Term
<p>Drawing – After a quick refresh on making different tones in pencils and pastel the children will focus on figurative drawing. Looking at the proportions of the human body, scale etc. they will look at human models and proportioned drawings of human form. They will look at sketches of people and discuss. Children will then complete quick drawings with charcoal and pencils of a child from the class. (Swapping the subject child every 1 to 2 minutes.) The children will complete a longer drawing of a person using pastel, pencil or a mixture of both. They will need to think about what they have learn about scale and proportion while adding in more detail to their image.</p> <p>Collage The children will look at mosaic designs from both the Roman period and modern artists. They will design their own mosaic tiles work linked into Roman topic. The will need to use grout to stick their tiles and fill in the spaces between.</p>	<p>Painting The children will revisit portraits this time using paint.</p> <p>They will start with looking at portraits by Picasso, from his blue period and Amy Blue by Marlene Dumas.</p> <p>They will discuss the images and how they have been painted. They will then create their own monochrome painting using water, black and white paint to create tones.</p>	<p>3D - Card Art- Designing, making and creating art using cardboard. The children will look at a range of card 3d art.</p> <p>They will discuss their likes and dislikes.</p> <p>They will design and make their own 3d card sculpture.</p> <p>They will paint it with bright colours and collage onto the piece. PVA will be used in the paint to create a shiny surface.</p>



St John's Primary Long Term Plans 2018-19

Year 5		
Autumn Term	Spring Term	Summer Term
<p>Drawing – The children will draw Greek buildings. They will look at Greek buildings linked into history topic, looking at how the buildings are positioned in the image. (Usually to side slightly.)</p> <p>They will look at how the buildings go into the distance and how they change as they go further away.</p> <p>They will talk about perspective and be introduced to the vanishing point. The children will recap how to draw 3D shapes, practice drawing buildings going into the distance using simple vanishing point and then create sketches of Greek temples and buildings.</p>	<p>Painting The children will focus on landscape work using a wash background combined with pointillism. They will look at a range of landscapes and discuss.</p>  <p>They will learn about what makes an interesting landscapes and position. They will be given a range of landscape images to work choose from.</p> <p>They will look at how landscapes are built up and paint their own landscape. They will also look at the technique of pointillism and the art work of Paul Signac. They will then either combine pointillism onto their painted landscape,</p>	<p>Textiles - Rainforest inspires textile pieces. The children will look images of the rainforest for inspiration then design a fabric painting. They will paint using fabric paints or silk paints to create a rainforest square of fabric. They will then embellish their painting once dried with beads, sequins and threads etc..</p> <p>Collage. The children will start by looking at a range of collage art using</p> 

St John's Primary Long Term Plans 2018-19

3D – Linked into their Greek Topic the children will look at Greek Amphora's. They will design their pot in



their art pads before making them using paper mache round a balloon and then painting them using orange and black paint to create Greek inspired patterns.

combine pointillism onto a copy of their landscape or paint another landscape using pointillism.

Printing - Look at Saxon designs and art work (jewellery, weapons etc.) They will plan out a design to be printed using print press tiles. They will create a 2/3 layered press print inspired by their research into Saxon Art.




photographs, Derek Gores work will be used as examples.

The children will use the images they have seen as inspiration to create collages using photos of themselves.

They will first take selfies using their I pads. These will then be printed out and used in a collage using mixed media.

They will add a variety of mixed medium to the image to embellish their designs. Children will lay out their designs before sticking to make sure they are happy with their designs.



St John's Primary Long Term Plans 2018-19

Year 6

The Year 6 children will complete their art work at St John's with a series of work linked to the artist Gustav Klimt. They will study a range of art by the artist and other similar artwork.

Drawing and Painting.

Looking at Beech tree paintings by Gustav Klimt and Rita Hiotis. Refreshing that a landscape is a painting or picture of physical elements that are outside including mountains, people, animals, plants, trees, lighting, weather, etc.



They will be able to look at many different landscapes that included birch trees.

They will compare similarities and differences between an abstract landscape and a realistic landscape. The children will also find the HORIZON LINE, FOREGROUND, MIDDLE GROUND and BACKGROUND in several different landscapes.

The children will be able to use cardboard and paint to create texture on their birch trees and we will discuss how to create depth in a painting by putting larger elements closer and smaller elements farther back in their landscape.

The children will be able to choose colours of their choice for their background keeping in mind the colour wheel when they are mixing. They will choose colours that are right next to each other on the colour wheel when mixing – harmonious colours to create a relaxing and calm image.



St John's Primary Long Term Plans 2018-19

3d/Sculpture-The children will make 3D tree sculpture using card and foil, inspired by tree art and work from Klimt. They will first draw their designs studying tree forms by observational work. Looking at how they grown and join together.

They will then make 3d tree models by moulding foil with card to construct tree sculptures. They will they add details and colours on using a variety of medium. Glass paints on acetates can add in details plus beads and threads.

Printing. -The children will use a range of printing techniques to Klimt inspired artwork.

Textiles – to be completed in DT.

